

Scaled data based on original data using
LM-79-08 Approved Method: Electrical and Photometric Measurements of Solid-
State Lighting Products

Test Report Prepared for
Cooper Lighting Solutions
(formerly Eaton)

Brand: INVUE

Report Number: P162327

Luminaire Tested: **EMM-E03-LED-E1-SL2-HSS**

Issue Date: 03/03/2020

Test Information

Test Method: LM-79-08
Report Number: P162327
REPORT IS SCALED FROM IESNA LM-79-08 TEST DATA (P33726)
Test Lab: INNOVATION CENTER-P3
Issue Date: 03/03/2020
Manufacturer: COOPER LIGHTING SOLUTIONS (FORMERLY EATON)
Product Line: INVUE
Catalog Number: EMM-E03-LED-E1-SL2-HSS
Description: EPIC MODERN MEDIUM DECORATIVE LED LUMINAIRE
(3) LIGHTBARS WITH AccuLED OPTICS - TYPE 2 W/ SPILL LIGHT CONTROL AND HOUSE SIDE SHIELD
Light Source: (63) 4000K CCT, 70 CRI LEDs
Ballast/Driver: -

Summary

Lumens per Lamp: N/A
Luminaire Lumens: 5229.9 lumens
Efficiency: N/A
Efficacy: 69.5 lumens/watt
Luminous Opening: Rectangular w/ Sides (W: 0.5' x L: 1' x H: 0.1')
IES Classification: Type II - Short - Non-Cutoff
BUG Rating: B0 - U0 - G2

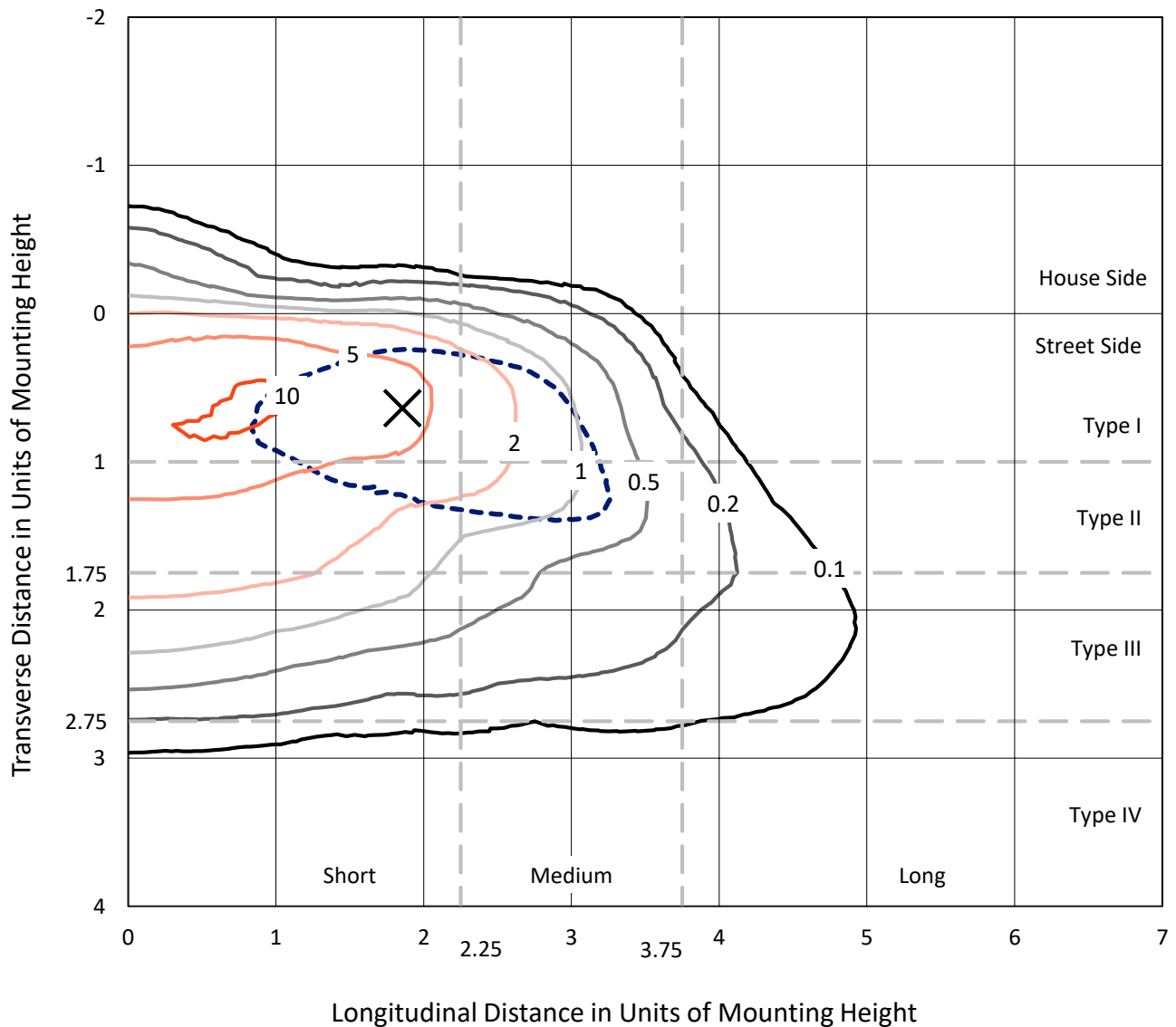
Input Watts (W): 75.2
Input Voltage (V): NR
Input Current (Ain): NR
Voltage Rise (V): NR
Power Factor: NR
Total Harmonic Distortion (THDi): NR
Frequency (hertz): 60
Stabilization Time: NR
Operation Time: NR
Ambient Temperature (°C): NR
Test Distance: 25 FT



REPORT NUMBER: P162327
 CATALOG NUMBER: EMM-E03-LED-E1-SL2-HSS

Iso-Footcandle Lines of Horizontal Illumination

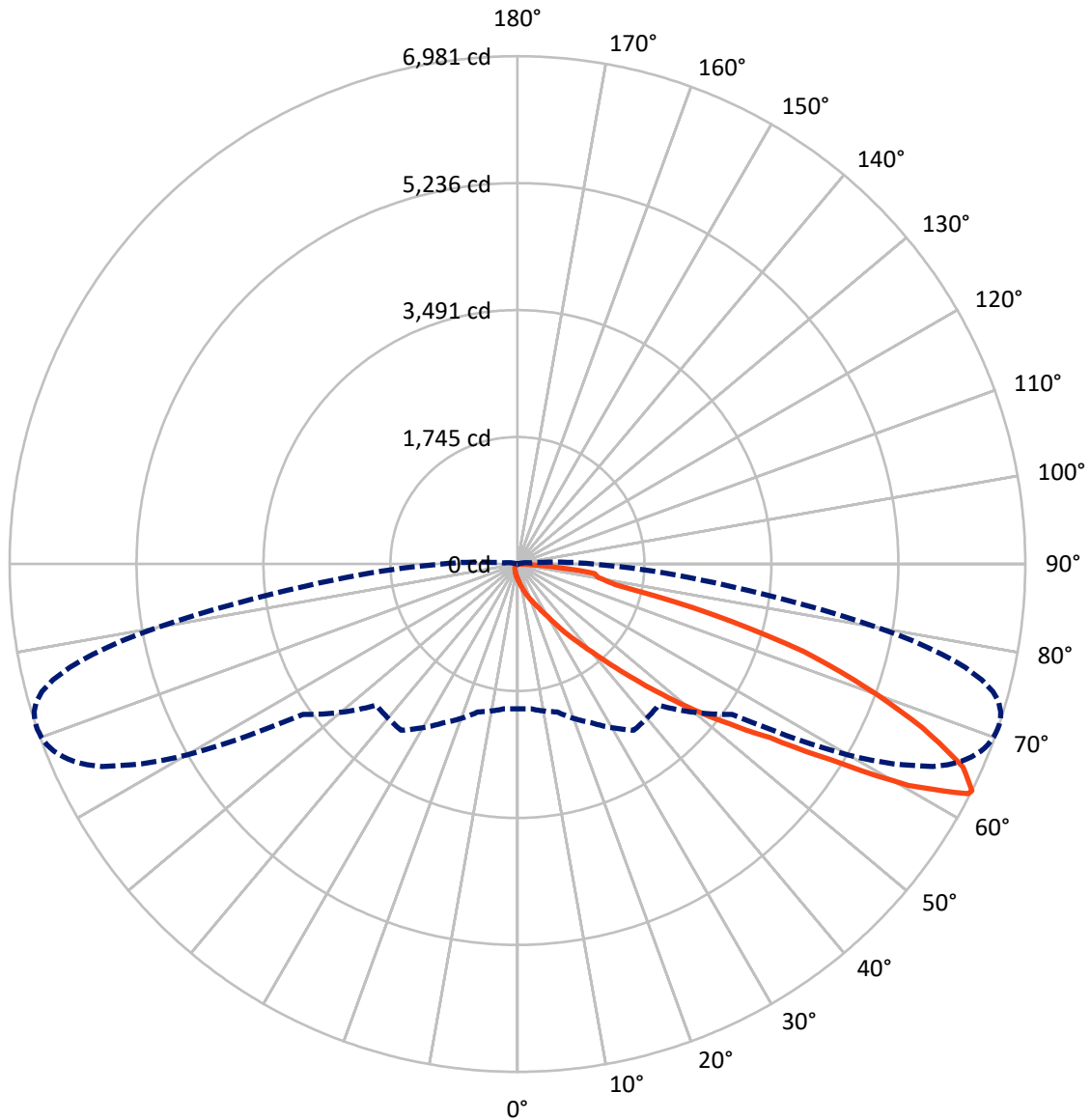
× Max cd
 - - - 1/2 Max cd



Based on 10 foot mounting height. Maximum calculated value = 11 fc
 Type II - Short - Non-Cutoff

REPORT NUMBER: P162327
CATALOG NUMBER: EMM-E03-LED-E1-SL2-HSS

Luminous Intensity Polar Plot



— Vertical Plane Through 71-Deg Lateral - - - Horizontal Cone Through 63-Deg Vertical

REPORT NUMBER: P162327

CATALOG NUMBER: EMM-E03-LED-E1-SL2-HSS

FLUX DISTRIBUTION:

		Downward	Upward	Total
House Side	Lumens	111.1	0.0	111.1
	% Fixture	2.1	0.0	2.1
Street Side	Lumens	5118.8	0.0	5118.8
	% Fixture	97.9	0.0	97.9
Total	Lumens	5229.9	0.0	5229.9
	% Fixture	100.0	0.0	100.0

ZONAL LUMENS:

Zone	Lumens	% Fixture
0°-10°	22.2	0.4
10°-20°	86.0	1.6
20°-30°	174.7	3.3
30°-40°	426.7	8.2
40°-50°	954.4	18.2
50°-60°	1341.9	25.7
60°-70°	1578.0	30.2
70°-80°	569.8	10.9
80°-90°	76.2	1.5
90°-100°	0.0	0.0
100°-110°	0.0	0.0
110°-120°	0.0	0.0
120°-130°	0.0	0.0
130°-140°	0.0	0.0
140°-150°	0.0	0.0
150°-160°	0.0	0.0
160°-170°	0.0	0.0
170°-180°	0.0	0.0
0°-90°	5229.9	100.0
0°-180°	5229.9	100.0

Coefficient of Utilization



REPORT NUMBER: P162327

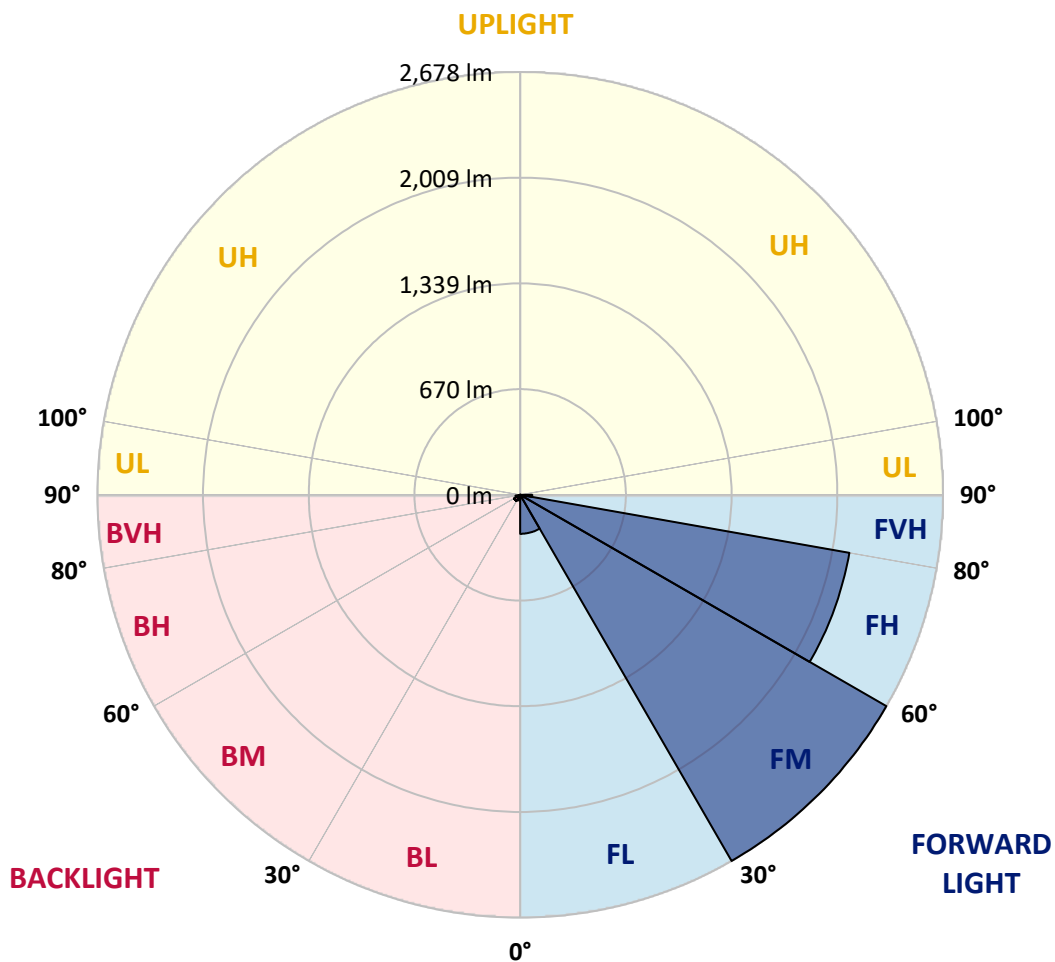
CATALOG NUMBER: EMM-E03-LED-E1-SL2-HSS

LUMINAIRE CLASSIFICATION SYSTEM LUMEN TABLE AND BUG RATING:

Zone	Lumens	% Fixture	Zone Rating/Lumen Limit		
			B	U	G
FL (0°-30°)	247.1	4.7			
FM (30°-60°)	2678.3	51.2			
FH (60°-80°)	2117.4	40.5			G2/5000
FVH (80°-90°)	76.0	1.5			G1/100
BL (0°-30°)	35.7	0.7	B0/110		
BM (30°-60°)	44.7	0.9	B0/220		
BH (60°-80°)	30.4	0.6	B0/110		G0/110
BVH (80°-90°)	0.2	0.0			G0/10
UL (90°-100°)	0.0	0.0		U0/0	
UH (100°-180°)	0.0	0.0		U0/0	

BUG Rating: B0-U0-G2

Type II Short





REPORT NUMBER: P162327

CATALOG NUMBER: EMM-E03-LED-E1-SL2-HSS

CANDELA DISTRIBUTION (FULL):

	0°	5°	15°	25°	35°	45°	55°	56°	57°	58°	59°
0°	200.6	200.6	200.6	200.6	200.6	200.6	200.6	200.6	200.6	200.6	200.6
2.5°	262.4	265.3	263.4	258.6	252.9	245.3	238.6	238.6	237.7	234.8	235.8
5°	344.2	345.1	341.3	329.9	319.5	303.3	285.2	283.3	281.4	278.6	277.6
7.5°	424.0	427.8	424.0	411.7	390.8	366.0	337.5	334.7	329.0	329.0	325.2
10°	505.8	505.8	502.0	487.7	468.7	433.5	397.4	392.7	386.0	384.1	378.4
12.5°	563.8	563.8	561.9	554.3	539.1	507.7	464.0	459.2	450.7	447.8	441.2
15°	586.6	586.6	587.6	594.2	595.2	580.9	535.3	531.5	522.9	515.3	512.5
17.5°	600.9	599.9	599.9	609.4	626.6	636.1	606.6	602.8	593.3	589.5	580.0
20°	632.3	630.4	624.6	624.6	640.8	674.1	674.1	673.1	662.7	659.8	655.1
22.5°	678.8	676.9	659.8	645.6	653.2	695.0	734.0	732.1	728.3	724.5	721.6
25°	754.9	748.2	718.8	676.9	670.3	715.0	779.6	784.4	787.2	787.2	789.1
27.5°	869.9	861.4	809.1	731.1	701.7	747.3	830.0	839.5	848.1	850.0	858.5
30°	1029.7	1014.5	939.4	825.3	757.8	794.8	904.2	914.6	927.0	930.8	944.1
32.5°	1292.1	1283.5	1211.3	1040.1	895.6	888.0	1007.8	1021.1	1037.3	1043.9	1060.1
35°	1691.4	1693.3	1634.4	1480.3	1280.7	1176.1	1193.2	1204.6	1210.3	1230.3	1238.8
37.5°	1962.4	1967.1	1980.4	1919.6	1777.0	1670.5	1536.4	1548.8	1519.3	1522.2	1523.1
40°	2110.7	2125.9	2203.9	2262.8	2251.4	2189.6	2082.2	2088.8	2033.7	2021.3	1961.4
42.5°	2209.6	2229.5	2354.1	2536.6	2629.8	2685.9	2661.2	2658.3	2615.5	2599.4	2549.0
45°	2271.4	2289.4	2446.3	2715.4	2930.2	3093.8	3161.3	3168.9	3132.8	3116.6	3074.8
47.5°	2268.5	2289.4	2457.7	2781.9	3098.5	3360.0	3550.1	3559.6	3581.5	3567.3	3570.1
50°	2143.0	2163.0	2332.2	2668.8	3049.1	3481.7	3829.7	3860.1	3895.3	3919.0	3930.4
52.5°	1990.9	2005.2	2155.4	2474.8	2838.0	3431.3	3995.1	4047.4	4099.7	4144.4	4175.7
55°	1934.8	1951.0	2068.9	2334.1	2668.8	3220.2	4072.1	4149.1	4223.3	4296.5	4356.4
57.5°	1964.3	1979.5	2064.1	2267.6	2568.0	2997.7	4094.0	4213.8	4335.5	4454.3	4572.2
60°	2072.7	2088.8	2161.1	2329.4	2541.4	2869.4	4008.4	4207.1	4409.6	4616.9	4811.8
62.5°	2029.9	2036.5	2143.0	2437.7	2731.5	2760.1	3697.5	3975.1	4284.1	4603.6	4918.3
63°	1989.0	1996.6	2105.0	2408.3	2789.5	2743.9	3601.5	3894.3	4220.4	4564.6	4906.9
65°	1803.6	1804.5	1887.3	2126.9	2724.9	2772.4	3173.6	3453.2	3827.8	4240.4	4673.0
67.5°	1346.3	1339.6	1419.5	1602.0	2139.2	2773.4	2723.9	2880.8	3141.3	3507.4	3895.3
70°	477.3	466.8	596.1	849.0	1333.0	2268.5	2340.8	2351.2	2423.5	2621.2	2864.6
72.5°	155.0	157.8	190.2	310.9	614.2	1526.9	2119.2	2086.9	2067.9	2067.0	2099.3
75°	61.8	62.8	76.1	137.9	275.7	735.9	1855.9	1873.9	1880.6	1890.1	1900.6
77.5°	29.5	32.3	42.8	77.0	136.9	364.1	1328.2	1481.3	1568.8	1636.3	1677.1
80°	10.5	12.4	23.8	47.5	63.7	167.3	699.8	844.3	972.6	1138.1	1280.7
82.5°	0.0	0.0	4.8	33.3	35.2	67.5	287.1	336.6	385.1	499.1	640.8
85°	0.0	0.0	0.0	9.5	10.5	11.4	97.0	116.9	131.2	153.1	176.8
87.5°	0.0	0.0	0.0	0.0	0.0	0.0	1.0	2.9	5.7	14.3	21.9
90°	0.0	0.0	0.0	0.0	0.0	0.0	0.0	0.0	0.0	0.0	0.0



REPORT NUMBER: P162327

CATALOG NUMBER: EMM-E03-LED-E1-SL2-HSS

CANDELA DISTRIBUTION (continued):

	60°	61°	62°	64°	65°	66°	67°	68°	69°	70°	71°
0°	200.6	200.6	200.6	200.6	200.6	200.6	200.6	200.6	200.6	200.6	200.6
2.5°	233.9	232.9	232.9	231.0	230.1	228.2	227.2	224.4	223.4	223.4	223.4
5°	276.7	272.9	271.0	266.2	263.4	262.4	257.7	255.8	252.9	253.9	249.1
7.5°	324.2	317.6	314.7	308.0	306.1	299.5	297.6	292.8	290.0	284.3	282.4
10°	376.5	367.9	363.2	352.7	349.9	345.1	339.4	333.7	329.0	323.3	320.4
12.5°	436.4	428.8	425.0	410.7	404.1	397.4	389.8	382.2	374.6	369.8	363.2
15°	506.8	494.4	490.6	477.3	465.9	457.3	446.9	437.3	431.6	422.1	415.5
17.5°	576.2	563.8	560.9	541.0	528.6	522.9	511.5	499.1	488.7	479.2	468.7
20°	645.6	637.0	629.4	610.4	597.1	587.6	572.4	560.0	551.4	538.1	524.8
22.5°	715.0	706.4	700.7	680.7	668.4	655.1	641.8	628.5	616.1	599.9	584.7
25°	786.3	780.6	777.7	759.7	748.2	735.9	722.6	707.4	692.2	674.1	657.9
27.5°	860.4	862.3	856.6	852.8	840.5	831.9	811.0	800.5	789.1	767.3	747.3
30°	954.6	960.3	958.4	961.2	953.6	947.9	931.7	918.4	905.1	884.2	861.4
32.5°	1073.4	1081.0	1084.8	1095.3	1091.5	1089.6	1084.8	1065.8	1056.3	1020.2	1010.7
35°	1256.9	1253.1	1269.3	1277.8	1274.0	1272.1	1266.4	1256.0	1244.5	1218.9	1195.1
37.5°	1495.5	1499.3	1505.1	1487.9	1476.5	1475.6	1458.5	1448.0	1431.8	1403.3	1374.8
40°	1932.9	1909.1	1882.5	1810.2	1778.9	1760.8	1710.4	1696.2	1668.6	1629.6	1600.1
42.5°	2501.4	2477.7	2397.8	2277.1	2212.4	2123.0	2082.2	2031.8	1992.8	1929.1	1894.9
45°	3066.2	2997.7	2988.2	2847.5	2767.7	2649.8	2576.6	2491.9	2403.5	2319.9	2259.0
47.5°	3542.5	3527.3	3480.7	3395.2	3321.0	3222.1	3128.0	2997.7	2906.5	2787.6	2678.3
50°	3923.8	3922.8	3905.7	3856.3	3794.5	3714.6	3631.9	3521.6	3418.0	3272.5	3155.6
52.5°	4209.0	4224.2	4229.9	4214.7	4191.0	4120.6	4078.8	3986.5	3899.1	3775.5	3649.0
55°	4418.2	4474.3	4502.8	4535.1	4528.5	4503.8	4501.8	4442.0	4402.0	4304.1	4214.7
57.5°	4676.8	4769.0	4857.4	5014.3	5020.0	5075.2	5103.7	5132.2	5139.8	5100.8	5071.4
60°	5005.8	5194.0	5361.3	5689.3	5774.9	5909.9	5997.4	6092.5	6173.3	6179.9	6178.0
62.5°	5237.7	5527.7	5797.7	6284.5	6450.9	6606.8	6723.8	6816.0	6872.1	6929.1	6955.8
63°	5244.4	5561.9	5849.1	6351.1	6526.0	6674.3	6785.6	6871.1	6930.1	6964.3	6981.4
65°	5083.7	5468.8	5811.0	6311.1	6475.6	6624.9	6682.9	6739.0	6767.5	6780.8	6730.4
67.5°	4308.8	4685.3	5084.7	5643.7	5784.4	5963.2	6010.7	6039.2	6052.5	6049.7	6006.9
70°	3222.1	3537.8	3981.8	4620.7	4807.0	4982.0	5090.4	5137.0	5152.2	5147.4	5083.7
72.5°	2249.5	2434.9	2800.9	3512.1	3766.0	3990.3	4124.4	4193.8	4208.1	4179.5	4120.6
75°	1889.2	1898.7	1981.4	2370.2	2607.9	2847.5	2998.7	3042.4	3013.9	2927.4	2777.2
77.5°	1686.6	1707.6	1707.6	1765.6	1812.1	1878.7	1893.0	1786.5	1662.9	1503.2	1373.8
80°	1414.7	1487.9	1539.3	1582.1	1586.8	1573.5	1538.3	1478.4	1383.4	1261.7	1126.7
82.5°	859.5	1004.0	1062.9	1283.5	1391.9	1465.1	1459.4	1379.6	1307.3	1180.8	1065.8
85°	216.8	233.9	253.9	329.9	369.8	451.6	503.0	526.7	535.3	491.5	445.0
87.5°	20.9	14.3	23.8	18.1	25.7	19.0	25.7	23.8	29.5	31.4	34.2
90°	0.0	0.0	0.0	0.0	0.0	0.0	0.0	0.0	0.0	0.0	0.0



REPORT NUMBER: P162327

CATALOG NUMBER: EMM-E03-LED-E1-SL2-HSS

CANDELA DISTRIBUTION (continued):

	72°	73°	74°	75°	76°	77°	78°	79°	80°	81°	82°
0°	200.6	200.6	200.6	200.6	200.6	200.6	200.6	200.6	200.6	200.6	200.6
2.5°	221.5	220.6	219.6	218.7	217.7	216.8	214.9	214.9	213.0	212.0	211.1
5°	246.2	244.3	243.4	241.5	238.6	236.7	233.9	230.1	227.2	226.3	224.4
7.5°	277.6	272.9	271.0	268.1	264.3	258.6	254.8	252.0	247.2	244.3	238.6
10°	312.8	308.0	302.3	296.6	290.9	284.3	279.5	275.7	268.1	264.3	257.7
12.5°	357.5	348.9	342.3	334.7	327.1	319.5	313.8	302.3	295.7	287.1	281.4
15°	403.1	395.5	387.9	378.4	367.0	354.6	348.9	338.5	329.9	316.6	309.0
17.5°	458.3	444.0	432.6	421.2	410.7	399.3	387.9	371.7	359.4	348.0	332.8
20°	512.5	495.3	483.0	467.8	452.6	434.5	421.2	409.8	392.7	377.5	361.3
22.5°	570.5	553.3	533.4	518.2	497.2	483.0	464.9	445.9	428.8	408.8	388.9
25°	640.8	622.7	599.9	580.0	556.2	536.2	514.4	492.5	471.6	448.8	423.1
27.5°	727.3	708.3	683.6	659.8	628.5	603.7	582.8	553.3	526.7	498.2	468.7
30°	836.7	815.8	785.3	751.1	719.7	692.2	662.7	623.7	594.2	560.0	522.0
32.5°	979.3	954.6	913.7	881.4	842.4	806.2	765.4	726.4	684.5	639.9	596.1
35°	1159.0	1136.2	1088.6	1041.1	998.3	955.5	904.2	859.5	800.5	746.3	690.3
37.5°	1345.3	1304.4	1260.7	1209.4	1156.1	1104.8	1042.0	980.2	912.7	853.8	783.4
40°	1558.3	1508.9	1472.7	1417.6	1342.5	1269.3	1211.3	1134.3	1049.6	970.7	888.0
42.5°	1850.2	1795.0	1730.4	1646.7	1592.5	1507.0	1431.8	1340.6	1229.3	1140.9	1041.1
45°	2187.7	2112.6	2049.8	1969.0	1903.4	1796.9	1709.5	1587.8	1476.5	1360.5	1238.8
47.5°	2572.8	2479.6	2388.3	2308.4	2203.9	2099.3	1988.0	1858.7	1716.1	1588.7	1444.2
50°	3014.9	2882.7	2756.3	2653.6	2510.0	2389.3	2268.5	2123.0	1965.2	1818.8	1654.3
52.5°	3506.4	3353.3	3186.0	3028.2	2861.8	2706.8	2561.3	2394.0	2218.1	2039.4	1855.9
55°	4099.7	3984.6	3787.8	3587.2	3364.7	3157.5	2970.2	2762.9	2549.0	2314.1	2121.1
57.5°	5028.6	4972.5	4808.0	4607.4	4317.4	4065.4	3747.9	3494.0	3184.1	2860.8	2611.7
60°	6287.4	6218.0	6125.7	5963.2	5733.1	5390.8	5040.9	4646.4	4174.8	3727.0	3302.0
62.5°	6958.6	6933.9	6858.8	6746.6	6531.7	6261.7	5909.0	5475.4	4943.0	4399.2	3857.2
63°	6978.6	6947.2	6882.6	6768.5	6579.3	6317.8	5971.7	5550.5	5029.5	4475.2	3921.9
65°	6708.6	6696.2	6630.6	6506.1	6376.7	6177.1	5909.0	5546.7	5109.4	4585.5	4035.0
67.5°	5949.9	5912.8	5812.0	5774.0	5683.6	5544.8	5340.4	5091.3	4778.5	4366.8	3891.5
70°	5032.4	4977.2	4850.8	4783.3	4673.0	4585.5	4461.0	4283.2	4090.2	3803.0	3448.4
72.5°	4059.7	3945.7	3829.7	3653.8	3499.7	3343.8	3206.0	3080.5	2868.4	2752.5	2483.4
75°	2636.5	2429.2	2230.5	1964.3	1724.7	1512.7	1306.3	1201.8	984.0	895.6	769.2
77.5°	1251.2	1135.2	979.3	858.5	704.5	575.2	469.7	352.7	276.7	216.8	165.4
80°	1009.7	911.8	817.7	708.3	592.3	472.5	362.2	271.0	192.1	133.1	94.1
82.5°	900.4	793.9	677.9	602.8	523.9	428.8	351.8	287.1	212.0	155.0	105.5
85°	349.9	294.7	227.2	185.4	144.5	118.8	107.4	74.2	58.0	45.6	35.2
87.5°	30.4	24.7	20.0	13.3	14.3	7.6	8.6	5.7	4.8	4.8	3.8
90°	0.0	0.0	0.0	0.0	0.0	0.0	0.0	0.0	0.0	0.0	0.0



REPORT NUMBER: P162327

CATALOG NUMBER: EMM-E03-LED-E1-SL2-HSS

CANDELA DISTRIBUTION (continued):

	83°	84°	85°	86°	87°	88°	89°	90°	95°	105°	115°
0°	200.6	200.6	200.6	200.6	200.6	200.6	200.6	200.6	200.6	200.6	200.6
2.5°	210.1	209.2	208.2	206.3	206.3	204.4	203.5	202.5	197.8	187.3	178.7
5°	220.6	218.7	216.8	213.9	212.0	209.2	207.3	204.4	194.0	174.0	156.9
7.5°	235.8	232.0	229.1	223.4	220.6	216.8	213.9	209.2	192.1	161.6	137.9
10°	253.9	247.2	242.4	235.8	230.1	225.3	220.6	213.9	190.2	148.3	120.7
12.5°	275.7	268.1	258.6	251.0	243.4	236.7	230.1	221.5	187.3	136.9	107.4
15°	297.6	286.2	279.5	269.1	258.6	249.1	239.6	232.0	188.3	124.5	96.0
17.5°	322.3	310.9	296.6	285.2	273.8	261.5	250.0	234.8	183.5	115.0	87.5
20°	346.1	329.9	316.6	302.3	286.2	271.0	256.7	243.4	179.7	105.5	79.9
22.5°	371.7	352.7	335.6	317.6	297.6	280.5	263.4	246.2	173.0	97.0	73.2
25°	403.1	381.3	356.5	334.7	313.8	292.8	271.0	250.0	166.4	89.4	68.5
27.5°	441.2	412.6	387.9	360.3	330.9	304.2	280.5	257.7	159.7	83.7	63.7
30°	489.6	456.4	421.2	386.0	354.6	324.2	290.9	262.4	153.1	78.0	58.9
32.5°	554.3	512.5	469.7	428.8	387.0	348.0	312.8	275.7	149.3	73.2	54.2
35°	639.9	585.7	533.4	482.0	431.6	384.1	338.5	296.6	149.3	67.5	48.5
37.5°	720.7	657.9	591.4	527.7	467.8	412.6	358.4	308.0	141.7	62.8	43.7
40°	808.1	733.0	655.1	580.0	507.7	439.3	377.5	319.5	135.0	57.0	39.0
42.5°	942.2	847.1	745.4	657.9	571.4	486.8	409.8	341.3	126.5	51.3	34.2
45°	1118.1	997.3	877.6	771.1	660.8	557.1	465.9	381.3	124.5	46.6	29.5
47.5°	1306.3	1163.7	1023.0	887.1	757.8	637.0	527.7	425.9	124.5	41.8	25.7
50°	1493.6	1314.9	1164.7	1006.9	861.4	718.8	588.5	472.5	125.5	38.0	20.9
52.5°	1662.9	1471.8	1303.5	1120.9	960.3	794.8	653.2	518.2	123.6	33.3	17.1
55°	1897.7	1673.3	1478.4	1276.9	1088.6	902.3	741.6	586.6	124.5	29.5	14.3
57.5°	2330.3	2067.0	1832.1	1567.8	1351.0	1110.5	915.6	727.3	136.0	24.7	10.5
60°	2951.2	2608.9	2279.0	1956.7	1680.9	1394.8	1141.9	920.3	159.7	20.0	7.6
62.5°	3368.5	2920.7	2527.1	2171.5	1851.1	1551.6	1275.9	1024.0	175.9	16.2	4.8
63°	3411.3	2948.3	2552.8	2185.8	1858.7	1559.2	1281.6	1031.6	176.8	15.2	4.8
65°	3492.1	2995.8	2567.1	2188.6	1851.1	1548.8	1277.8	1030.6	178.7	12.4	3.8
67.5°	3399.9	2922.6	2484.3	2106.9	1784.6	1487.0	1230.3	992.6	177.8	8.6	2.9
70°	3040.5	2645.0	2260.0	1908.2	1615.3	1346.3	1120.0	905.1	163.5	5.7	1.9
72.5°	2232.4	1963.3	1664.8	1410.9	1217.0	1010.7	862.3	679.8	126.5	3.8	1.0
75°	661.7	602.8	506.8	446.9	394.6	326.1	290.0	226.3	64.7	1.9	0.0
77.5°	132.2	119.8	107.4	97.9	92.2	78.9	75.1	61.8	26.6	1.0	0.0
80°	69.4	57.0	48.5	42.8	37.1	30.4	25.7	20.9	4.8	0.0	0.0
82.5°	66.6	44.7	32.3	26.6	22.8	18.1	14.3	10.5	2.9	0.0	0.0
85°	24.7	19.0	14.3	11.4	9.5	8.6	6.7	5.7	0.0	0.0	0.0
87.5°	3.8	2.9	2.9	1.9	1.9	1.0	1.0	1.0	0.0	0.0	0.0
90°	0.0	0.0	0.0	0.0	0.0	0.0	0.0	0.0	0.0	0.0	0.0



REPORT NUMBER: P162327

CATALOG NUMBER: EMM-E03-LED-E1-SL2-HSS

CANDELA DISTRIBUTION (continued):

	125°	135°	145°	155°	165°	175°	180°
0°	200.6	200.6	200.6	200.6	200.6	200.6	200.6
2.5°	170.2	162.6	158.8	154.0	154.0	153.1	155.0
5°	141.7	131.2	123.6	117.9	118.8	116.0	116.9
7.5°	119.8	109.3	102.7	98.9	97.9	97.0	97.0
10°	103.6	94.1	88.4	85.6	84.6	84.6	84.6
12.5°	92.2	82.7	78.0	76.1	76.1	75.1	75.1
15°	82.7	75.1	70.4	68.5	68.5	67.5	68.5
17.5°	75.1	67.5	63.7	61.8	61.8	60.8	60.8
20°	68.5	61.8	58.0	55.1	55.1	54.2	55.1
22.5°	62.8	56.1	51.3	49.4	48.5	47.5	48.5
25°	57.0	50.4	45.6	42.8	41.8	41.8	40.9
27.5°	52.3	45.6	39.9	37.1	36.1	36.1	35.2
30°	47.5	39.9	34.2	31.4	30.4	30.4	30.4
32.5°	42.8	34.2	29.5	26.6	25.7	25.7	25.7
35°	38.0	29.5	24.7	21.9	20.9	20.9	20.9
37.5°	32.3	24.7	19.0	17.1	16.2	15.2	15.2
40°	27.6	19.0	14.3	12.4	10.5	10.5	10.5
42.5°	22.8	15.2	10.5	7.6	6.7	5.7	6.7
45°	19.0	11.4	6.7	3.8	2.9	2.9	2.9
47.5°	15.2	7.6	2.9	1.0	1.0	1.0	1.0
50°	11.4	4.8	1.0	0.0	0.0	1.0	1.0
52.5°	8.6	2.9	0.0	0.0	0.0	0.0	0.0
55°	4.8	1.0	0.0	0.0	0.0	0.0	0.0
57.5°	2.9	0.0	0.0	0.0	0.0	0.0	0.0
60°	1.9	0.0	0.0	0.0	0.0	0.0	0.0
62.5°	1.0	0.0	0.0	0.0	0.0	0.0	0.0
63°	1.0	0.0	0.0	0.0	0.0	0.0	0.0
65°	1.0	0.0	0.0	0.0	0.0	0.0	0.0
67.5°	0.0	0.0	0.0	0.0	0.0	0.0	0.0
70°	0.0	0.0	0.0	0.0	0.0	0.0	0.0
72.5°	0.0	0.0	0.0	0.0	0.0	0.0	0.0
75°	0.0	0.0	0.0	0.0	0.0	0.0	0.0
77.5°	0.0	0.0	0.0	0.0	0.0	0.0	0.0
80°	0.0	0.0	0.0	0.0	0.0	0.0	0.0
82.5°	0.0	0.0	0.0	0.0	0.0	0.0	0.0
85°	0.0	0.0	0.0	0.0	0.0	0.0	0.0
87.5°	0.0	0.0	0.0	0.0	0.0	0.0	0.0
90°	0.0	0.0	0.0	0.0	0.0	0.0	0.0

(END OF REPORT)